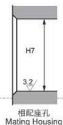
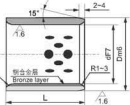


SB-GT Metric Cylindrical Bushes 自润滑轴套



相配轴
Mating Shaft



相配座孔
Mating Housing

Material Specifications 材料

ID 内径材料: 高力青铜+ GR 铜合金+石墨
CuZn25Al5Mn4Fe3 + Graphite
OD 外径材料: 钢基
S45C, HRC ≥ 55

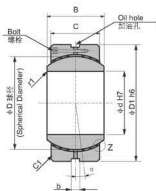
How To Order 订单方式

Code	ID	OD	L
● SB-GT	50	60	30
● SB-GTW	50	60	30

Unit单位:mm

ID	F7	OD	m6	Wall Thick. 壁厚	Bronze Thick. 铜层厚	L -0.10/-0.30															
						30	35	40	50	60	70	80	90	100	120	130	140	150	200		
50	+0.050 +0.025	60		5	1.5	●	●	●	●	●	●	●	●	●	●						
		65		7.5	1.5	●	●	●	●	●	●	●	●	●	●	●	●				
55		70	+0.030 +0.011	7.5	1.5	●	●	●	●	●	●	●	●	●	●	●	●	●	●	●	●
		75	7.5	1.5	●	●	●	●	●	●	●	●	●	●	●	●	●	●	●	●	●
60		80		7.5	1.5	●	●	●	●	●	●	●	●	●	●	●	●	●	●	●	●
		85	7.5	1.5	●	●	●	●	●	●	●	●	●	●	●	●	●	●	●	●	●
65		90		7.5	1.5	●	●	●	●	●	●	●	●	●	●	●	●	●	●	●	●
		95	7.5	1.5	●	●	●	●	●	●	●	●	●	●	●	●	●	●	●	●	●
70	+0.060 +0.030	100		10	1.5	●	●	●	●	●	●	●	●	●	●	●	●	●	●	●	●
		110	10	1.5	●	●	●	●	●	●	●	●	●	●	●	●	●	●	●	●	●
75		120		7.5	1.5	●	●	●	●	●	●	●	●	●	●	●	●	●	●	●	●
		130	7.5	1.5	●	●	●	●	●	●	●	●	●	●	●	●	●	●	●	●	●
80		140	+0.035 +0.013	10	1.5	●	●	●	●	●	●	●	●	●	●	●	●	●	●	●	●
		150	7.5	1.5	●	●	●	●	●	●	●	●	●	●	●	●	●	●	●	●	●
85		160		10	1.5	●	●	●	●	●	●	●	●	●	●	●	●	●	●	●	●
		170	7.5	1.5	●	●	●	●	●	●	●	●	●	●	●	●	●	●	●	●	●
90	+0.071 +0.036	180		10	2	●	●	●	●	●	●	●	●	●	●	●	●	●	●	●	●
		190	10	2	●	●	●	●	●	●	●	●	●	●	●	●	●	●	●	●	●
95		200		10	2	●	●	●	●	●	●	●	●	●	●	●	●	●	●	●	●
		210	10	2	●	●	●	●	●	●	●	●	●	●	●	●	●	●	●	●	●
100	+0.083 +0.043	220		10	2	●	●	●	●	●	●	●	●	●	●	●	●	●	●	●	●
		230	10	2	●	●	●	●	●	●	●	●	●	●	●	●	●	●	●	●	●
105		240	+0.040 +0.015	10	2	●	●	●	●	●	●	●	●	●	●	●	●	●	●	●	●
		250	10	2	●	●	●	●	●	●	●	●	●	●	●	●	●	●	●	●	●
110	+0.096 +0.050	260		10	2	●	●	●	●	●	●	●	●	●	●	●	●	●	●	●	●
		270	10	2	●	●	●	●	●	●	●	●	●	●	●	●	●	●	●	●	●
115		280	+0.046 +0.017	10	2	●	●	●	●	●	●	●	●	●	●	●	●	●	●	●	●
		290	10	2	●	●	●	●	●	●	●	●	●	●	●	●	●	●	●	●	●
120	+0.057 +0.021	300		15	3	●	●	●	●	●	●	●	●	●	●	●	●	●	●	●	●
		310	15	3	●	●	●	●	●	●	●	●	●	●	●	●	●	●	●	●	●
125	+0.108 +0.056	320	+0.052 +0.020	15	3	●	●	●	●	●	●	●	●	●	●	●	●	●	●	●	●
		330	15	3	●	●	●	●	●	●	●	●	●	●	●	●	●	●	●	●	●
130		340		20	4	●	●	●	●	●	●	●	●	●	●	●	●	●	●	●	●
		350	20	4	●	●	●	●	●	●	●	●	●	●	●	●	●	●	●	●	●
135	+0.119 +0.062	360	+0.057 +0.021	20	4	●	●	●	●	●	●	●	●	●	●	●	●	●	●	●	●
		370	20	4	●	●	●	●	●	●	●	●	●	●	●	●	●	●	●	●	●
140	+0.131 +0.068	380		25	5	●	●	●	●	●	●	●	●	●	●	●	●	●	●	●	●
		390	25	5	●	●	●	●	●	●	●	●	●	●	●	●	●	●	●	●	●
145		400	+0.083 +0.033	25	5	●	●	●	●	●	●	●	●	●	●	●	●	●	●	●	●
		410	25	5	●	●	●	●	●	●	●	●	●	●	●	●	●	●	●	●	●

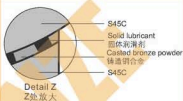
SB-GTGE Metric Spherical Bushes 自润滑关节轴承



Material Specifications 材料	
Inner ring 内圈	Material 材料 S45C HRC20~30
Outer ring 外圈	Material 材料 S45C+铜合金+石墨 S45C+Bronze+Gr
	Hardness 硬度 S45C HRC25~30 Bronze HB >210

Tolerance of Housing & Shaft

Recommend shaft & housing: 推荐轴和壳孔公差
Housing: H7 壳孔
Shaft: g6 轴



Unit(单位): mm

SinoBronze Standard No.	d H7	D1 h6	B	C	D	b	Alignment Angle α° 调整角度	Dynamic Load (KN) 动承载	Static Load (KN) 静载荷
SB-GTGE-100	100	160	71	67	135	6	2	814	1357
SB-GTGE-110	110	180	78	74	145		2	966	1610
SB-GTGE-120	120	210	85	80	160		2	1152	1920
SB-GTGE-140	140	235	100	95	185		2	1582	2636
SB-GTGE-160	160	260	115	109	210		2	2060	3434
SB-GTGE-180	180	300	128	122	240		2	2635	4392
SB-GTGE-200	200	320	140	134	260		2	3136	5226
SB-GTGE-220	220	350	155	148	290		2	3863	6438
SB-GTGE-240	240	380	170	162	310		2	4520	7533
SB-GTGE-260	260	410	185	175	340		2	5355	8925
SB-GTGE-380	280	440	200	190	370	2	6327	10545	
SB-GTGE-300	300	470	212	200	390	9	2	7020	11700
SB-GTGE-320	320	500	230	218	420		2	8240	13734
SB-GTGE-340	340	520	243	230	440		2	9108	15180
SB-GTGE-360	360	570	258	243	480		2	10498	17496
SB-GTGE-360	380	590	272	258	500		2	11610	19350
SB-GTGE-400	400	610	280	265	520		2	12402	20670
SB-GTGE-320	420	640	300	280	540		2	13608	22680
SB-GTGE-440	440	680	315	300	580		2	15660	26100
SB-GTGE-460	460	700	325	308	600		2	16632	27720
SB-GTGE-480	480	730	340	320	630		2	18144	30240
SB-GTGE-500	500	750	355	335	650	2	19598	32663	