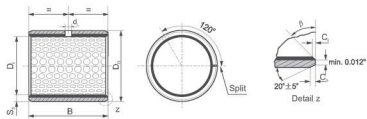


HX Cylindrical Bush, Standard Inch Sizes List



SINOBRONZE



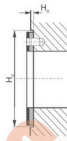
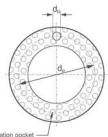
ID and OD chamfers

S ₁	C ₀	C ₁	β	S ₂	C ₀	C ₁	β
0.0505	0.012-0.035	0.004-0.020	30° ±5°	0.0971	0.047-0.095	0.020-0.043	45° ±5°
0.0663	0.016-0.040	0.005-0.030	30° ±5°	0.0978	0.047-0.095	0.020-0.043	45° ±5°
0.0817	0.030-0.063	0.008-0.030	30° ±5°				

Unit:inch"

D ₁	D ₀	Shaft D _s	Housing H7 D _h	ID after fixed D _{1a}	Clearance C ₀	Wall thickness S ₁	Oil hole d ₁	Length ±0.010			
3/8	15/32	0.3648	0.4694	0.3694	0.0055	0.0056	—	06H-X06	06H-X08	06H-X12	
		0.3639	0.4687	0.3667	0.0019			07H-X06	07H-X12		
7/16	17/32	0.4273	0.5319	0.4319	0.0056	0.0057	0.0050	08H-X06	08H-X08	08H-X10	08H-X14
		0.4263	0.5312	0.4292	0.0019			09H-X06	09H-X12		
1/2	19/32	0.4897	0.5944	0.4944	0.0057	0.0057	0.0050	10H-X08	10H-X10	10H-X12	10H-X14
		0.4887	0.5937	0.4917	0.0020			11H-X14			
9/16	21/32	0.5522	0.6569	0.5569	0.0059	0.0060	0.0067	12H-X08	12H-X12	12H-X16	
		0.5512	0.6562	0.5542	0.0021			14H-X12	14H-X14	14H-X16	
5/8	23/32	0.6146	0.7195	0.6195	0.0060	0.0061	0.0067	16H-X12	16H-X16	16H-X24	
		0.6136	0.7178	0.6167	0.0022			18H-X12	18H-X16		
11/16	25/32	0.6770	0.7820	0.6820	0.0066	0.0069	0.0067	20H-X12	20H-X16	20H-X20	20H-X28
		0.6760	0.7812	0.6792	0.0027			22H-X16	22H-X22	22H-X28	
3/4	7/8	0.7390	0.8758	0.7444	0.0067	0.0068	0.0067	24H-X16	24H-X20	24H-X24	
		0.7378	0.8750	0.7412	0.0028			26H-X16	26H-X24		24H-X32
7/8	1	0.8639	1.0008	0.8694	0.0068	0.0070	0.0067	28H-X16	28H-X24	28H-X28	
		0.8627	1.0000	0.8652	0.0032			30H-X16	30H-X30	30H-X36	28H-X32
1	1 1/8	0.9898	1.1258	0.9944	0.0068	0.0070	0.0067	32H-X16	32H-X24	32H-X32	
		0.9876	1.1250	0.9912	0.0024			36H-X32	36H-X36	36H-X40	32H-X40
1 1/8	1 9/32	1.1138	1.2822	1.1202	0.0076	0.0076	0.0067	40H-X32	40H-X40		
		1.1126	1.2812	1.1164	0.0026			44H-X32	44H-X40	44H-X48	
1 1/4	1 13/32	1.2387	1.4072	1.2452	0.0081	0.0082	0.0067	48H-X32	48H-X48	48H-X60	
		1.2371	1.4062	1.2414	0.0027			56H-X40	56H-X48	56H-X60	44H-X56
1 3/8	1 17/32	1.3635	1.5322	1.3702	0.0082	0.0084	0.0067	64H-X48	64H-X60	64H-X76	
		1.3619	1.5312	1.3664	0.0029						
1 1/2	1 21/32	1.4884	1.6572	1.4952	0.0084	0.0084	0.0067				
		1.4868	1.6562	1.4914	0.0030						
1 5/8	1 25/32	1.6133	1.7822	1.6202	0.0085	0.0085	0.0067				
		1.6117	1.7812	1.6164	0.0031						
1 3/4	1 15/16	1.7383	1.9385	1.7461	0.0094	0.0094	0.0067				
		1.7367	1.9375	1.7415	0.0032						
1 7/8	2 1/16	1.8632	2.0637	1.8713	0.0097	0.0097	0.0067				
		1.8616	2.0625	1.8665	0.0033						
2	2 3/16	1.9881	2.1887	1.9963	0.0100	0.0100	0.0067				
		1.9863	2.1875	1.9915	0.0034						
2 1/4	2 7/16	2.2378	2.4387	2.2463	0.0103	0.0103	0.0067				
		2.2360	2.4375	2.2415	0.0037						
2 1/2	2 11/16	2.4875	2.6887	2.4963	0.0106	0.0106	0.0067				
		2.4857	2.6875	2.4915	0.0040						
2 3/4	2 15/16	2.7351	2.9387	2.7457	0.0124	0.0124	0.0067				
		2.7333	2.9375	2.7393	0.0042						
3	3 3/16	2.9849	3.1889	2.9959	0.0128	0.0128	0.0067				
		2.9831	3.1875	2.9893	0.0044						
3 1/2	3 11/16	3.4844	3.6889	3.4959	0.0137	0.0137	0.0067				
		3.4822	3.6875	3.4893	0.0049						
4	4 3/16	3.9839	4.1889	3.9959	0.0142	0.0142	0.0067				
		3.9817	4.1875	3.9893	0.0054						

HX Thrust Washer, Standard Inch Sizes List



Unit:inch^{*}

Specification	Dimension			installation size			
	inner side D _i +0.010	outside D _o -0.010	S _r	d _r -0.010	d _o +0.010	H ₁ ±0.010	H ₂ +0.010
06HX	0.500	0.875	0.0660 0.0625	0.692	0.067	0.04	0.875
07HX	0.562	1.000		0.786			1.000
08HX	0.625	1.125		0.880			1.125
09HX	0.687	1.187		0.942			1.187
10HX	0.750	1.250		1.005			1.250
11HX	0.812	1.375		1.099			1.375
12HX	0.875	1.500		1.192	1.500		
13HX	0.937	1.625		1.286	1.625		
14HX	1.000	1.750		1.380	1.750		
16HX	1.125	2.000		1.567	2.000		
18HX	1.250	2.125		1.692	2.125		
20HX	1.375	2.250		1.817	2.250		
22HX	1.500	2.500	2.005	2.500			
24HX	1.625	2.625	2.130	2.625			
26HX	1.750	2.750	2.255	2.750			
28HX	2.000	3.000	2.505	3.000			
30HX	2.125	3.125	2.630	3.125			
32HX	2.250	3.250	2.755	3.250			